





















Explanation of symbols

-  Building completely accessible
-  Building partially accessible/ with assistance
-  Building can be reached by public transport
-  Number of designated parking spots
-  Parking after prior arrangement – possibility of parking in a more convenient location upon arrival
-  Wheelchair-accessible main entrance
-  Wheelchair-accessible side entrance
-  Difficult surface in front of the building
-  Difficult slope in the immediate surroundings of the building incl. missing/inappropriate ramp building incl. missing/inappropriate ramp
-  Narrow doors or passageways – narrower than 80 cm
-  Stairs not adapted for wheel chair users – unless otherwise stated in the comments
-  Stairs facilitated for the disabled – usually via rails, ramps, platforms or staircase climbers. Employee assistance is often required for such operation.
-  Multiple levels in the buildings
-  A usable lift
-  Accessible toilets
-  Partially accessible toilets
-  Inaccessible toilets – common toilets
-  An assistant / guide dog is allowed during the visit
-  The maximum number of people with disabilities who can be served at once, the number depends on the particular situation
-  Year-round operation of the building

Accessible South Moravia

Accept our invitation to South Moravia, a picturesque region with the largest number of cultural monuments, vineyards, live folklore traditions and hours of sunshine in the Czech Republic. A region that is just perfect for a varied holiday in natural surroundings for everyone, regardless of physical fitness, mobility or limited orientation.

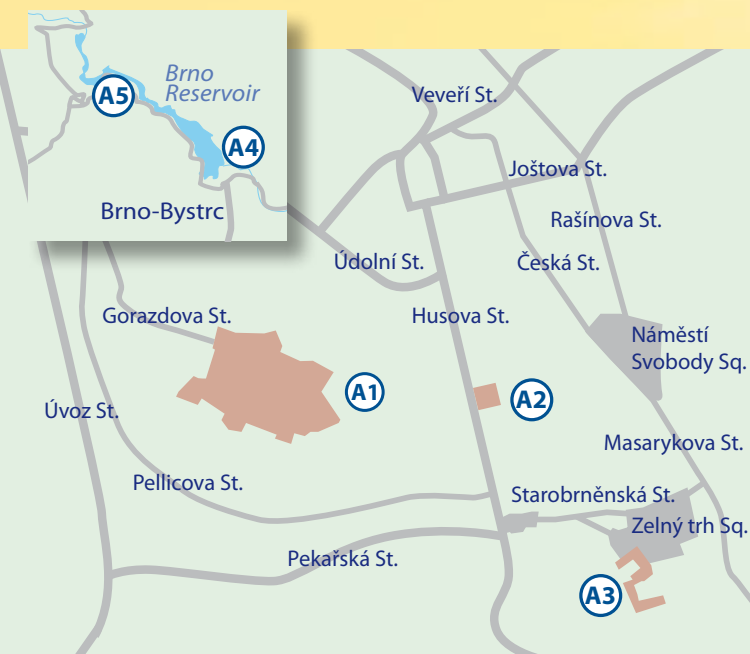
Come and be enchanted by the beautiful countryside and gentle terrain or behold the splendour of our castles, châteaux, museums and galleries on accessible and haptic tours, or hark back to the times of our ancestors in the colourful world of folk traditions and costumes. Enjoy the unforgettable experience of visiting mysterious caves, archaeological sites or water leisure centres, specially adapted for disabled visitors.

We hope that the information contained in this publication will help you in planning trips and family holidays and that when you see what South Moravia has to offer you'll want to come back again and again.

You can find a comprehensive guide to places and sites to visit in South Moravia at www.south-moravia.cz.



A Brno and its surroundings



Brno City Museum – Špilberk Castle



Špilberk Castle was established as a royal castle in the 13th century during the reign of the Přemysl monarchy. After a successful defence against the Swedish army in 1645 it was rebuilt into a massive Baroque fortress. It served consecutively as both jail and garrison from the end of the 18th century until the nineteen-sixties when it was then declared a national heritage monument and became the seat of The Brno City Museum.

Seven permanent exhibitions and temporary displays in the castle are wheelchair-accessible. Individual floors are accessible by elevator or stairway platform, operation of both devices is provided by the staff (the lift is not usually accessible). To overcome a small number of stairs, staff will provide a wooden ramp. Assistance can be requested in the ticket office. There are three accessible toilets in the building. Visually impaired visitors can learn about selected exhibits with Braille labels in the haptic cell.

Casemates, originally a military garrison shelter, in the 18th century a prison for particularly serious criminals, south-western bastion with preserved remains of the sophisticated Baroque fortifications and lookout gallery of the corner tower are not wheelchair-accessible. It is advisable to consult us by phone prior to your visit.

HOW TO GET THERE:

The castle is surrounded by a large park that is essentially accessible though you may have to cope with some hilly terrain. The surface of the paths is made of granite block paving. Free access to the castle is only from Gorazdova Street.

It is possible to reach the castle by car (with a ZTP parking card) from Gorazdova Street after prior agreement and to park in close proximity to the side entrance to the castle, which is accessible.

OPENING HOURS:

April–September: Tuesday–Sunday 10:00–18:00

October–March: Tuesday–Sunday 9:00–17:00

CONTACT AND INFORMATION:

Brno City Museum–Špilberk Castle

Špilberk 210/1, 622 24 Brno

Secretariat: +420 542 123 611 (only weekdays)

Information: +420 542 123 677

E-mail: museum.brno@spilberk.cz

www.spilberk.cz



Moravian Gallery in Brno – Museum of Applied Arts



The Museum of Applied Arts was founded in 1873. It is one of five buildings managed by the Moravian Gallery in Brno. In 1961 it was merged with the Moravian Museum Art Gallery and thus the Moravian Gallery in Brno was established as the only museum of arts in the Czech Republic joining collections of visual and applied art. The Museum of Applied Arts offers visitors a permanent exhibition of applied arts from the Middle Ages to the beginning of the 20th century. The Moravian Gallery organizes workshops and extra events for children and adults, teachers, seniors and people with health disabilities.

All floors of the building are accessible by elevator, the exhibitions are also accessible and without thresholds. The staircase into the lecture hall has a platform lift which is operated by an authorized person. There is one accessible toilet on the ground floor. The exhibition also includes a collection of works for the blind and visually impaired.



To make use of the parking option in front of the wheelchair-accessible entrance, it is advisable to make an appointment in advance.

HOW TO GET THERE:

The main entrance to the building includes steps. An accessible secondary entrance from the street is located between the Museum of Applied Arts and the Brno Municipality. There is a button to call the operator (the entrance is normally closed). The walkway at the entrance is paved with small stone block paving.

Parking can be arranged directly by the Museum of Applied Arts in an alley between this building and the Brno Municipality; the entrance is from Husova Street. Dedicated parking spaces are not marked here. Another possibility is in the adjacent Domini multi-storey car park, which has its entrance on Husova Street.

OPENING HOURS: All year

Wednesday–Sunday 10:00–18:00, Thursday 10:00–19:00

CONTACT AND INFORMATION:

Moravian Gallery in Brno – Museum of Applied Arts

Husova 14, 662 26 Brno

Phone number: +420 532 169 130

E-mail: info@moravska-galerie.cz

www.moravska-galerie.cz



Moravian Museum – Dietrichstein Palace



The Moravian Museum is the second largest and oldest museum in the Czech Republic – it was founded in 1817. Currently the museum's

collections include over 6 million items, including valuable scientific material from the fields of natural and social sciences.

The main exhibition building of the Moravian Museum is the Dietrichstein Palace, one of the oldest palaces in Brno. It was built in the years 1613–1616 as the Governor's residence for Cardinal František Dietrichstein.

At the turn of the 17th and 18th centuries it was rebuilt in its present baroque style. Now it houses permanent paleontological, mineralogical and archaeological exhibitions.

The ground floor is accessible, with two exhibition halls, the ticket office and a café. Other floors can be reached by staircases by means of mobile ramps or a stair climber operated by the museum staff. The higher floors are accessible via two lifts. There is one accessible toilet on the ground floor that can be reached via a mobile wooden ramp.

The prehistoric section includes exhibits which may be touched; the museum has a special programme for the visually impaired.

Since 2015, there is also the **Mendelianum** – 'The Amazing World of Genetics' Visitor Centre which commemorates the work of J. G. Mendel, the father of genetics, is housed here. The main entrance from the Bishop's Court is at street level. The exhibition is partially accessible; a part



of the exhibition can be reached by an elevator. Accessible toilets are not available here.

In case of a larger group of people on wheelchairs visiting it is advisable to arrange the visit by phone in advance.

HOW TO GET THERE:

Two parking spaces are reserved at the bottom of Zelný trh. When accessing the building located at the top of Zelný trh, one needs to take into account the longitudinal slope of the square of up to 12 % and the transverse slope of 3 %. The surface of the square is made of granite blocks. There is a button on the front door. This calls the security guard who opens the left door of the side entrance (otherwise normally closed) to which the fixed ramp leads.

The main entrance to the building is not on a busy road, it is possible to stop directly in front of the entrance and allow people to safely get out of a vehicle.

By agreement, it is possible to park in the courtyard of the palace – entered from Václav Havel Lane. From here there is a steep path to the main entrance down Petřská Street.

OPENING HOURS: All year

Tuesday 9:00–15:00, Wednesday–Friday 9:00–17:00

Saturday–Sunday 13:00–18:00

CONTACT AND INFORMATION:

Moravian Museum – Dietrichstein Palace

Zelný trh 8, 659 37 Brno

Phone number: +420 533 435 220

E-mail: mzm@mzm.cz

www.mzm.cz

***TIP:** The latest findings in the field of anthropology and archaeology are shown in several permanent exhibitions in the **Anthropos Pavilion**. This is the most modern building of the Moravian Museum and is completely accessible.*

Contact: Pisárecká 5, 602 00 Brno, phone number: +420 515 919 760, e-mail: mzm@mzm.cz, www.mzm.cz.



Boat transport at Brno Reservoir



Shipping service started on 5 May 1946 on the route Bystrc–Kozí horka–Sokolské koupaliště–Osada–Rokle–Obora–Zouvalka–Veveří Castle and back. This route was extended to Mečkov and Veverská Bítýška in 1948–1949. During the cruise you can see the entire lake, a narrow rocky gorge, Veverí castle and a variety of water birds.

Regular services use two-storey boats on which the lower deck is acces-



sible. The tables and benches are movable so their position and number can be adjusted. The upper deck is accessible via steep stairs. There is one accessible toilet on each ship which can be entered from the left side.

The pontoons for accessing the ship are 155 cm wide and the railings are 110 cm high on both sides. Because they are floating, it is necessary to expect some amount of movement. When crossing from the pontoon to the ship, the ship staff provide rails.

Accessible stops are the following:

Přístaviště – there is also a public toilet with a modified cabin (which can be unlocked with a Eurolock). The surface is made of concrete with a 7 % slope. The public transport stop is 500 m away.

Kozí horka – parking (without reserved places) is located 150 m from the stop. The bus stop is 400 m away; the access road is reinforced and on slightly sloping terrain. There is access to the water.

U Kotvy – parking (without reserved places) along Rakovecká road is 200 m away. You can stop directly in front of the port pontoon upon prior agreement.

Rokle – parking (without reserved places) along Rakovecká road is 200 m away. The bus stop is 350 m away. There is access to the water.

Veverská Bítýška – parking (without reserved places) is 200m away along the road Za řekou. The bus stop is 750 m away.

HOW TO GET THERE:

Parking along Přístavní Street has no reserved places. The area has a transverse slope of 9 % and a longitudinal slope of 5 %. The area is sometimes reserved for fun fairs. In exceptional cases it is possible to park in an area near 'the Anchor of Hope' by the 'Přístaviště' stop.

TIP: Brno is a city of exhibitions, and the **Brno Exhibition Centre**, which opened in 1928, is a unique example of functionalist architecture. About 50 trade fairs take place there every year. The



different types of pavilions, entrances, gates and mobile toilets are adapted depending on the size of the event. Pavilions A, B, C, E, F, P, V, Z, are completely accessible together with the Loos Hall on the ground floor of the Chateau, and the Congress Centre. It is also possible to arrange a conducted tour of selected pavilions,

which can be adapted to the needs and interests of specific groups of visitors.

The public transport stop 'Výstaviště' is by the Congress Centre. Parking is possible in front of the main entrance, where three parking spaces are reserved for handicapped guests. During events, there are parking attendants who regulate the parking.

Contact: Výstaviště 405/1, 603 00 Brno, phone number: +420 541 151 111, www.bvv.cz.

OPENING HOURS:

The boating season is from the 2nd half of April until the 1st half of October.

CONTACT AND INFORMATION:

Přístavní 40, 635 00 Brno-Bystrc

Phone number: +420 546 210 045 (The ticket office only operates during the boating season.)

E-mail: lode@dpmb.cz

www.dpmb.cz



Veveří Castle



One of the largest castle complexes in the Czech Republic that developed gradually over nearly eight-hundred-years. Probably originally used as a small hunting castle or just as a farmstead of the Moravian margraves, first mention of it in historical sources is from 1213.

The castle complex is very large and rugged. There are unpaved dirt surfaces that have up to 20 % slopes. Movement around the courtyard requires

physical fitness or adequate accompaniment. There is a refurbished accessible toilet in both the ladies' and men's toilets.



HOW TO GET THERE:

Veveří Castle can be reached directly by bus from Bystrc (line 303); the bus stop is located 550 m from the castle near the lower parking place. You can park below the castle and also above it, there are two gates leading to the castle grounds. From the lower car park, the path to the gate is made of rough stone at a longitudinal slope of 17 % and a transverse slope of 5 %. This steep path is 220 m long. It is also possible to park in the upper car park which has an asphalt road leading to the western gate with a 6.5 % slope.

In the boating season, the boat can be used as transport as well.

After prior arrangement by phone you may enter the castle courtyard by car.

OPENING HOURS:

May–September: Tuesday–Sunday 9:00–18:00

April and October: weekends and national holidays only 9:00–17:00

CONTACT AND INFORMATION:

Veveří Castle

664 71 Veverská Bítýška

Phone number: +420 549 420 164

E-mail: veveri@npu.cz

www.veveri.cz

B Moravian Karst and Slavkov area



Moravian Karst – Punkevní Caves



B1

Moravian Karst is the most famous and best developed Karst area in the Czech Republic. There are more than 1100 caves, five of them are open to the public. The temperature varies from 7 to 9 °C in all caves of the Moravian Karst.

The dry part of the cave leads through dripstone areas to the bottom of the Macocha abyss

(depth 138.5 m). The route is accessible. The surface of the paths is seamless concrete or made of steel grids. The elevation differences are traversed by gangways of various gradients (of which the steepest is 22.5 %). The width limit at the narrowest part of the passage is about 60 cm (approximately in the middle of the route). The end of the accessible route is at the bottom of the Macocha abyss. If a visitor or their companion are physically capable, the tour can continue on motor boats along the Punkva underground river (access by stairs).

If a visitor cannot continue by boat they return the same way back to the start. For this reason, it is advisable to order the last tour of the day

to avoid another incoming group. The entrance building to the cave includes two accessible toilets.


In Punkevní Caves there is a sound system with a commentary in 9 world languages at no extra cost. Due to high demand it is good to check the availability of tickets to the Punkva Caves in advance.

HOW TO GET THERE:

Upon prior agreement, you can drive right up to the Punkva Caves entrance building, where one parking space is reserved. From Blansko, the Krasobus seasonal tourist bus brings people to 'Skalní Mlýn' (www.krasobus.cz).

Parking is available for a fee at the **Central Information Service – Skalní mlýn**, which is at the end of Gellhornova Street. There are 3 parking areas without reserved parking spaces. The areas are paved and the terrain is flat. The information centre is accessible and there is also an accessible toilet. The Punkevní Caves can be reached via an asphalt road (1.8 km) or by a tourist train (www.smk.cz).

Parking is also possible at the **Upper Bridge of the Macocha abyss (lookout)**, where 10 parking spaces are reserved on the paid parking lot. An accessible route leads from the parking lot to the viewing area. There is also an accessible information centre and an accessible toilet. A cable car leads down to the Punkva caves, the bottom station is currently not accessible (www.smk.cz).



OPENING HOURS:

January–March: Tuesday–Sunday 8:40–14:00

April–September: Monday 10:00–16:00, Tuesday–Sunday 8:20–16:00

October: Tuesday–Friday 8:40–14:00, Saturday–Sunday 8:40–16:00

November: Tuesday–Sunday 8:40–14:00

CONTACT AND INFORMATION:

Central Information Service – Skalní mlýn

Phone number: +420 516 413 575

E-mail: info@caves.cz

www.cavemk.cz

TIP: Other caves of the Moravian Karst protected landscape area – *Sloupsko-šošůvské*, the largest accessible caves in the Czech Republic and *Výpustek cave*, which was used as an underground factory during World War II, are also largely modified to be accessible (www.cavemk.cz/informace-pro-vozickare).



Moravian Karst House of Nature



B2

A modern visitor centre with interactive indoor and outdoor exhibitions and 3D cinema can be found at Skalní mlýn. The exhibition, which is fully accessible, tells the story of the Moravian Karst landscape from its deep geological development to its present form, which has been strongly shaped by human activity. The Nature Centre also offers interesting programmes for schools and groups. There is an accessible toilet in the building.

There is an accessible toilet in the building.

OPENING HOURS:

March: Monday–Sunday 10:00–16:00

April: Monday–Friday 10:00–16:00, weekends 9:00–17:00

May–September: Monday–Sunday 9:00–17:00

CONTACT AND INFORMATION:

Moravian Karst House of Nature

Skalní mlýn 96, 678 01 Blansko

Phone number: +420 516 414 826

E-mail: info@dpmk.cz

www.dumprirody.cz/moravsky-kras



Slavkov – Austerlitz Château



B3

Slavkov Château is one of the oldest, well-preserved manors in Moravia and it is closely linked with the battle of three emperors, which took place on 2nd December 1805. After his victory over the Russian and Austrian allied forces, Emperor Napoleon transferred his headquarters to Slavkov. However, the history of the

present Baroque château stretches back to the 13th century, when a commendam of the Teutonic Order was set up here.

The castle exhibition areas are barrier-free but inaccessible. Ramps are missing on the ground floor and there is a staircase to climb to get to the floor above. It is better to choose the accessible interactive exhibition, 'Austerlitz – A Small Town with a Great History' in the renovated stables and riding halls, or enjoy the château park.

The extensive château park with several fountains and sculptural decoration by Giovanni Giuliani is accessible and open daily from 8:00 to 18:00. The paths have a sandy surface.



Austerlitz Exhibition **– A Small Town with a Great History**



How did it look in the midst of one of the bloodiest battles in European history? How heavy and complex is the sabre or rifle of a Russian, French, or Austrian soldier?

You can find out and experience this and more in the renovated stables and riding halls of the Slavkov (Austerlitz) Château at the exhibition 'Austerlitz – A Small Town with a Great History'.

Suitable access to the exhibition is via a side entrance from the courtyard that is opened by the staff upon request. The wooden double doors have a 5 cm high and 42 cm deep step from the outside. The rest of the 1st floor of the exhibition is accessible. There is a lift in the middle of the exhibition area which gives comfortably access to the ground floor of the exhibition. The ground floor area is accessible and a passageway leads on to the tourist information centre with an accessible toilet. The area of the tourist information centre is also accessible, the entrance to the ground level is located on the ground floor of the stables.



HOW TO GET THERE:

There are two reserved parking spaces in Fügnerova Street. The longitudinal slope of the driveway to the château is 5 % and the lateral slope is 6 %. The surface is composed of large granite block paving. The entrance to the gate has a 12 % longitudinal slope. Upon prior agreement, it is possible to park in the courtyard of the château, in the château park by the northern wing, or in front of the tourist information centre which is on the ground floor of the renovated stables.



OPENING HOURS:

April, October, November: Tuesday–Sunday 9:00–16:00

May and September: Tuesday–Sunday 9:00–17:00

June–August: Monday–Sunday 9:00–17:00

CONTACT AND INFORMATION:

Slavkov – Austerlitz Château

Palackého nám. 1, 684 01 Slavkov u Brna

Phone number: +420 544 227 548 – cash desk,

+420 513 034 156 – Info centre

E-mail: info@zamek-slavkov.cz

www.zamek-slavkov.cz



Museum of the Brno Region – Cairn of Peace Monument



B5



The Cairn of Peace is a unique memorial that brings a message of peace. It was built to honour all victims of the memorable Battle of Austerlitz (2nd December 1805). A multimedia exhibition 'The Battle of the Three Emperors. Slavkov / Austerlitz 1805' is located in a newly renovated museum next to the Cairn of Peace.

There is a gravel road with a 5 % slope leading to the entrance of the monument. The elevation difference between the terrain and the entrance into the chapel has stairs. To overcome these staff will bring pressed metal rails.



Museum with a multimedia exhibition



B6



The attractive multimedia exposition 'The Battle of the Three Emperors. Slavkov / Austerlitz 1805' and the exhibition 'The Austerlitz Phenomenon' are unconventional in their conception and provide instruction as well as vivid impressions. You will learn not only about what happened in these places at the end of 1805, but you can experience how the Battle of Austerlitz would have looked to those who took part.

The building is entered through a double glazed door. The doorbell to call the operator is at a height of 120 cm. The exhibition is completely accessible and there is an accessible toilet in the building.

HOW TO GET THERE:

The parking lot is about 150 m away, there are no reserved parking spaces. The gravel access path has a 15 % gradient. Upon prior agreement you can park in the courtyard of the building by the staff entrance.

OPENING HOURS:

October–March: Tuesday–Sunday 9:00–16:30

April: Tuesday–Sunday 9:00–17:00

May–June, September: Monday–Sunday 9:00–17:00

July–August: Monday–Sunday 9:00–18:00

CONTACT AND INFORMATION:

Cairn of Peace Monument

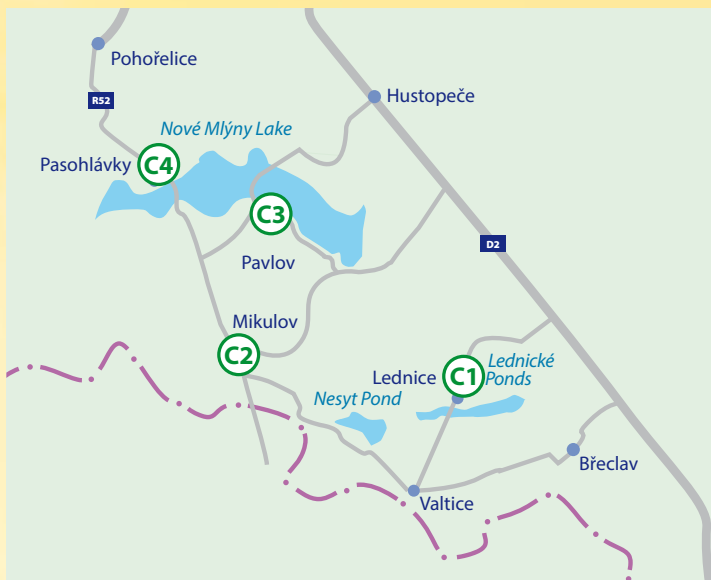
K Mohyle míru 200, 664 58 Prace

Phone number: +420 544 244 724

E-mail: mohly-miru@muzeumbrnenska.cz

www.muzeumbrnenska.cz

C Pálava and Lednice-Valtice Area



Lednice Château (UNESCO)



Lednice Château's present day English Neo-Gothic appearance dates from 1843–1850. The palm greenhouse on the eastern side, built 1843–1848, is the oldest of its kind in Europe. The French garden and an extensive English park with ponds, islands and small romantic buildings create the perfect setting for the castle and greenhouse. The most famous building in the château park is the minaret, a lookout tower built in 1798–1802, which offers a view of the entire Lednice-Valtice complex.

In front of the château there is an area of large stone block paving with a 3 % slope. There

are two stairs in front of the ticket office which can be surmounted by pressed metal rails provided by the staff. Only the basic Tour 1 with representative halls on the ground floor of the château is accessible. To access the remaining three tours, it is necessary to overcome the staircase but then movement upstairs is all on one level. The only toilets in the northern tract of the castle are not specially adapted. Visually impaired visitors have a chance to touch some reliefs or exhibits. The side entrance opened by the staff is accessible and leads to the



palm greenhouse, which offers a tropical and subtropical oasis of blooming orchids and other exotic flowers even in winter. The surface of the perimeter path is made of cast iron grids. The central path through the greenhouse is sandy.

The extensive chateau park is without major changes of terrain. The paths are sandy, with tiles in places.

HOW TO GET THERE:

Parking is possible in the town parking zone along Třída 31. Dubna Street. The nearest parking is about 500 m from the castle. There are two reserved places. Their surface consists of small stone block paving, sometimes with a slope of up to 6 %. In exceptional cases, entry and parking can be arranged in the northern courtyard or in the Multifunctional Centre.

OPENING HOURS:

February and March: Saturday–Sunday 10:00–16:00 (only Tour 1 and Palm Greenhouse)

April and October: Saturday–Sunday 9:00–16:00

May and June: daily except Monday 9:00–17:00

July and August: open daily 9:00–17:00

September: daily except Monday 9:00–17:00

November and December: Saturday–Sunday 10:00–16:00 (only Tour 1 and Palm Greenhouse)

CONTACT AND INFORMATION:

Lednice Château

691 44 Lednice

Phone number: +420 519 340 128

E-mail: lednice@npu.cz

www.zamek-lednice.com



Regional Museum in Mikulov



The Regional Museum resides in the impressive Mikulov chateau, towering over the picturesque town of Mikulov on the route between Brno and Vienna. The original royal castle was home to two prominent families – the Lichtensteins and later the Dietrichsteins.

The 1st floor of the chateau is accessible and can be reached

by a side entrance which is also the starting point for the tour of the chateau. In front of the door there is a 12 cm step. To overcome this staff will provide a mobile ramp.

The exhibition 'Wine Through the Centuries' is accessible. The content is also presented in Braille and is complemented by haptic locations.

There is an accessible toilet by the side entrance, but it is not adapted inside. An accessible toilet is located near the ticket office but there are 14 steps up to it. To access the toilet, staff must operate a staircase climber. The toilet is separate and freely accessible.

TIP: There is a **Synagogue** located on the west side below the château, the only preserved synagogue of the so-called Polish type in Moravia from the middle of the 16th century. Access to the synagogue is from Husova Street, the ground floor of the synagogue is level. There is also an accessible toilet.

Contact: Husova 13, 692 01 Mikulov,
phone number: +420 727 914 223, e-mail: synagoga@rmm.cz,
www.rmm.cz

HOW TO GET THERE:

An accessible route leads from the square. The surface of the path consists of small granite block paving with a longitudinal slope of 7 % and a transverse slope of 8 %. The route to the château is about 250 m long. The castle has no reserved parking. Upon prior arrangement, you can drive into the western courtyard where you can park temporarily.

OPENING HOURS:

From 25 March to 26 November

April, October, November: Friday–Sunday 9:00–16:00

May, June, September: Tuesday– Sunday 9:00–17:00

July and August: Monday–Sunday 9:00–18:00

CONTACT AND INFORMATION:

Regional Museum in Mikulov
Zámek 1, 692 15 Mikulov
Phone number: +420 519 309 019
E-mail: rmm@rmm.cz
www.rmm.cz

Archeopark Pavlov



The exhibition, embedded in modern architecture, shows the life of the inhabitants of this region 25–30 thousand years ago and has a wealth of exhibits and artefacts from the hunter – gatherer communities here, including numerous examples of developed art, rituals and funeral rites.

There are two designated places by the access road. The

gravel road leading to the entrance has a slope of 8 %. The inner space of the archeopark is accessible and the individual sections are connected by 80 cm wide passages. There is an accessible toilet.

OPENING HOURS are the same as the Regional Museum in Mikulov.

CONTACT AND INFORMATION:

Archeopark Pavlov
23. Dubna 264
Phone number: +420 519 322 126
E-mail: archeopark@rmm.cz
www.archeoparkpavlov.cz



Aqualand Moravia



Aqualand Moravia is a state-of-the-art water sports centre in the Czech Republic. It is located in the popular tourist area of South Moravia and has magnificent views of the Pálava ridge. Children and adults can



enjoy endless entertainment here. A total of 12 pools with a total area of 3000 m² are available for water-based fun, containing water from a thermal spring and 20 different toboggans and slides.

The entire facility is accessible except for the whirlpools. The dressing rooms have lockers and an accessible toilet with showers. The indoor and outdoor pools include

seating for easy access to the water. There is a lift to all floors. There is a height restriction for some attractions. These are not closed to people with disabilities but neither are they particularly adapted for such. It depends on the capabilities of each visitor.

You can also relax in the Forum Romanum Spa section where you can unwind in the accessible Roman Baths.

For hygienic reasons, entry with guide dogs is not permitted.

HOW TO GET THERE:

Aqualand Moravia in Pasohlávky is only 20 minutes away by car from Brno. There is a parking area with twelve reserved places in front of the building. There is also a bus stop nearby. Another parking area is located about 500 m from the entrance. The Aquataxi, which runs only at weekends, provides free connection to the Vranovice train station.

OPENING HOURS: All year

Water World:

Monday–Sunday 10:00–21:00

Forum Romanum Spa:

Monday–Saturday 12:00–21:00

Sunday 11:30–13:30 (children's sauna)

Sunday 13:30–21:00

CONTACT AND INFORMATION:

Aqualand Moravia

Pasohlávky ev.č. 110, Pasohlávky 691 22

tel.: +420 546 609 609 (8:00–18:00)

e-mail: info@aqualand-moravia.cz

www.aqualand-moravia.cz

Useful Information

Air transport

The Brno-Tuřany International Airport meets the standards of accessible transport. Access to the airport as well as arrival and departure halls are completely accessible. The parking area in front of the departure hall provides 20 reserved seats. Assistance for persons with reduced mobility and/or orientation can be requested at: +420 545 521 600, for more information see the airport website: www.bрно-airport.cz.

Public transport in Brno (MHD)

Public transport in Brno is run by the municipal transport company, (DPmB) that provides a free Travel Assistant service for holders of ZTP and ZTP/P cards, persons over 75 years of age and for parents with three or more pre-school children. The company provides an assistant to accompany them travelling by public transport in Brno, from their starting stop to the destination stop. To use this service you must order it on a work day (6:00–14:00) at least 24 hours in advance by telephoning +420 543 171 350. Information about accessible travel is available on the transport company website: www.dpmb.cz.

Transport for people with disabilities – The Brno Wheelchair Association (Liga vozíčkářů)

The Wheelchair Association operates individual transport for people with disabilities by minibus. The minibus is also designed to carry persons on a mechanical or electric wheelchair. This service can be ordered by phone on weekdays at +420 608 275 301 (9:00–16:00) or by e-mail at doprava@ligavozic.cz. More information is available on: www.ligavozic.cz/sluzby/bezbarierova-doprava (Czech language only).

Tailor made city tours in Brno

Brno Tourist Information Centre has prepared special tours adapted for visually impaired visitors, visitors with disabilities or limited physical ability. The tours are led by qualified guides; each tour takes about 2 hours. The tour can be ordered by phone at +420 452 427 153 or by e-mail at pecinkova@ticbrno.cz. More information is available on www.gotobrna.cz.

Maps without barriers

The project 'Maps without Barriers' covered the accessibility of nearly 600 sites all around the Czech Republic up until the end of 2015. Special attention was paid to national cultural monuments and other tourist attractions. The accessible map of the Czech Republic is available on www.mapybezbarier.cz.



www.south-moravia.cz
www.topdestinations.cz
www.ccrjm.cz

Published by Centrála cestovního ruchu – Jižní Morava, z. s. p.o. (Tourist Authority South Moravia) in 2017 as part of the „South Moravia – region without barriers“ project, reg. no. SI2.710216. Produced by Advertum s. r. o., printed by Tiskárna Didot, spol. s r.o., photos from the archives of CCRJM, The Wheelchair Association and the included destinations.

The contents of this publication do not necessarily reflect the position or opinion of the European Commission.